

# SPEEDOMETER CABLES

TRASMISSIONI CONTACHILOMETRI \* CABLES DE COMPTEURS \* TACHOMETERSEIL

OUR REF.	OEM/Compares with No.	APPLICATION	YEAR	LENGTH	End fitt.
<b>ALFA ROMEO</b>					
<b>01.1505</b>	510635/36-60744144	Alfasud all	-82	1652	A+C
<b>01.1506</b>	537421	Alfasud all	83-	1660	A+C
<b>01.1510</b>	547353	Arna		1459	F+C
<b>01.1509</b>	11608.64500.01	Alfetta 1.6-1.8	-83	2940	A+D
<b>01.1507</b>	11642.64500.10-11655.64500.00	Alfetta 1.6-1.8-2.0	83-	2915	E+D
<b>01.1512</b>	11610.64500.51 60726496-60727043	Alfetta GT-GTV		2960	E+D
<b>01.1500</b>	10500.64500.26	Giulia 1.3-1.6-1750		1789	A+B
<b>01.1501</b>	10500.64500.27	Giulia Ti-1750		1810	A+B
<b>01.1502</b>	10514.64500.00	Giulia 1.6		1744	A+B
<b>01.1503</b>	10500.64500.00/.030	Giulia Super-1750 Spyder-2000		1882	A+B
<b>01.1504</b>	10500.64500.28	Giulia GT-Junior-1750 GTV		1887	A+B
<b>01.1507</b>	11650.64500.01-11655.64500.00	Giulietta 1.3-1.6-1.8		2915	E+D
<b>01.1513</b>	10500.64500.06-60710520	2000 GTV Coupè-Spyder		1998	A+B
<b>01.1514</b>	60554799	2000 Spyder	91-	805	B+B1
<b>01.1515</b>	11533.64500.01-60713330	2000 USA model	77-81	1940	A+B
<b>01.1518</b>	11544.64502.00-60723086	2000 USA model l.cambio-gear side		1197	A+B
<b>01.1519</b>	11544.64500.00-60723085	2000 USA model l.strum.-instrument side		975	A+M
<b>Rev meter / Contagiri</b>					
<b>01.1556</b>	11600/11608.64501.01	Giulietta / Alfetta		1404	A+B
<b>01.1558</b>	11608.64501.02/.03	Alfetta		1315	A+B
<b>01.1560</b>	11610.64501.27	Alfetta GT-GTV		1310	E+B
<b>01.1551</b>	10500.64501.27	Giulia		1268	A+B
<b>01.1552</b>	10500.64501.29	Giulia Super-1750 GTV - 1750 Spyder		1325	A+B
<b>01.1553</b>	10500.64501.28	Giulia 1.6-GT-1750 GTV - Spyder		1410	A+B
<b>01.1555</b>	10512.64501.26-60722070	2000 GTV-Spyder		1509	A+B

**A = 16x1**  
**B = 20x1**  
**B1 = 5/8**  
**M = 18x1,5**



**C**



**D**



**E**










**F**



# SPEEDOMETER CABLES

TRASMISSIONI CONTACHILOMETRI \* CABLES DE COMPTEURS \* TACHOMETERSEIL

OUR REF.	OEM/Compares with No.	APPLICATION	YEAR	LENGTH	End fitt.
<b>ARO</b>					
<b>02.1500</b>		Trasmissione CKM		1850	G+N
<b>G =12x1</b>			<b>N</b>		
<b>AUDI</b>					
<b>03.1502</b>	861.957.801	50	74-	1030	M+M
<b>03.1503</b>	823.957.801	80 all	74-	1250	M+S
<b>03.1500</b>	811.957.801K	80 / 90 all	82-	1260	T+S
<b>03.1506</b>	443.957.801L	90 cambio automatico – automatic gear		1310	T+S
<b>03.1505</b>	433.957.801F	100 all	77-	1430	M+S
<b>03.1504</b>	443.957.801K	100 all	84-	1410	T+S
<b>M= 18x1,5</b>			<b>S</b>		<b>T</b>
					
<b>BMW</b>					
<b>05.1501</b>	1373071	Series 3 5 speed	78-83	1790	M+V
<b>05.1505</b>	6221.1358674-6221.1360283	315-316-320-320i	75-77	1530	M+V
<b>05.1500</b>	6221.1365371	315-316-320-320i	78-	1645	M+V
<b>05.1506</b>	6221.1365372	318a-320a	78-	1760	M+V
<b>05.1507</b>	6221.1365373	320-323i 6 cyl.	-77	1705	M+V
<b>05.1508</b>	6221.1365374	320-323i 6 cyl.	78-	1820	M+V
<b>05.1503</b>	1368141	518 lato cambio – gear side	80-82	1105	M+V
<b>05.1510</b>	6221.1355836/1357768	518-520-520i unico pezzo-only piece		1330	M+V
<b>05.1504</b>	1368142	520 lato cambio – gear side		1165	M+V
<b>05.1509</b>	6221.1355837	520-525-528 6 cyl.		1468	M+V
<b>M= 18x1,5</b>			<b>V</b>		











# SPEEDOMETER CABLES

TRASMISSIONI CONTACHILOMETRI \* CABLES DE COMPTEURS \* TACHOMETERSEIL

OUR REF.	OEM/Compares with No.	APPLICATION	YEAR	LENGTH	End fitt.
<b>CITROEN</b>					
<b>07.1500</b>	AK5213B-5444200	2CV / Mehari	79-	800	G+K
<b>11.1558</b>	95495507	2CV all	-79	900	G+K
<b>07.1502</b>	AY5213C-95494965	Ami 6-8	63-	690	G+K
<b>07.1514</b>	95630472-96089902	AX all lato cambio – gear side	-5/91	300	G+Y
<b>07.1532</b>	96073712	AX all lato cambio – gear side	6/91-	620	G+Y1
<b>07.1506</b>	5490132-75513020-75491950-	AX all lato strumento – instrument side	-86	550	J+H
<b>07.1513</b>	96041751-95630473-96144885	AX all lato strumento – instrument side	86-91	495	J+H
<b>07.1531</b>	96139395-96090652	AX all lato strumento – instrument side	6/91-	310	J+H
<b>07.1516</b>	95493938	Axel lato cambio – gear side	84-	550	G+K
<b>07.1515</b>	95493937	Axel lato strumento – instrument side	84-	485	J+H
<b>07.1511</b>	95583772	BX 14 lato cambio – gear side	82-	570	G+L1
<b>07.1512</b>	95566607	BX 14-16-19 –ch.4724 l. cambio-gear side		486	G+Y
<b>07.1514</b>	95630472-96089902	BX 14-16-19 ch.4725- l. cambio-gear side		300	G+Y
<b>07.1533</b>	95496555	BX 16 Sport lato cambio – gear side	86-	515	G+Y
<b>07.1525</b>	95494967-95496541	BX 16-19 lato cambio – gear side	-86	460	G+Y
<b>07.1506</b>	5490132-75513020-75491950- 96074005	BX all lato strumento – instrument side	82-	550	J+H
<b>07.1518</b>	95638113-95600677	BX all lato strumento – instrument side	86-	620	J+H
<b>07.1502</b>	95494965-75491654	CX 4 speed lato cambio – gear side		690	G+K
<b>07.1506</b>	5490132-75513020-75491950- 96074005	CX 4 speed lato strum.- instrument side		550	J+H
<b>07.1526</b>	75491627	CX 5 speed lato cambio – gear side		970	G+K
<b>07.1527</b>	5491143-95492738	CX 5 speed lato strum.- instrument side		270	J+H
<b>07.1502</b>	AY5213C-95494965	Dyane / Acadyane	68-	690	G+K
<b>07.1524</b>	95493031	GSA 5 speed		950	J+K
<b>07.1509</b>	5491172 -95493148	GS-GSA 4 speed	75-	1040	J+K
<b>07.1504</b>	5491160-95493346	LN-LNA lato cambio – gear side		800	G+K
<b>07.1505</b>	5491577	LN-LNA lato strumento-instrument side		230	G+H
<b>07.1508</b>	95496500-95592655	LN-LNA 1124 cc	83-	950	G+L1
<b>07.1535</b>	95494991-95493211	LN-LNA 652 cc		1050	G+K
<b>07.1504</b>	5469160-75491951	Mehari 4X4 lato cambio – gear side	78-	800	G+K
<b>07.1505</b>	5491577-6122.35	Mehari 4X4 lato strum.- instrument side		230	G+H
<b>07.1535</b>	75527125-95494991	Visa 1124 cc lato cambio – gear side	-6/80	1050	G+K
<b>07.1508</b>	95496500-95592655	Visa 1124 cc lato cambio – gear side	6/80-	950	G+L1
<b>07.1507</b>	5493282	Visa 652 cc lato cambio – gear side	-2/80	790	G+K
<b>07.1517</b>	75531334	Visa 652 cc lato cambio – gear side	3/80-	875	G+K
<b>07.1506</b>	5490132-75513020-75491950- 96074005	Visa all lato strumento-instrument side	78-	550	J+H
<b>07.1534</b>	95496646	Visa 650-1100 cc l.strum.-instrum.side	6/84-		
<b>07.1534</b>	95496646	Visa GTI-Diesel lato cambio-gear side		620	G+Y
<b>07.1504</b>	5491160-95493346	Visa Special lato cambio – gear side	-2/80	800	G+K
<b>07.1539</b>	96163009	Xantia	93-	910	J3+Y
<b>07.1512</b>	95566607-96073325	XM all lato cambio – gear side		485	G+Y
<b>07.1513</b>	96041751-95630473-96144885	XM –ch.4834 lato strum.-instrument side		495	J+H
<b>07.1538</b>	96102827	XM ch.4835- lato strum.-instrument side		480	J+G
<b>07.1506</b>	5490132-75513020-75491950- 96074005	ZX all –ch.5347 l. strum.-instrument side		550	J+H
<b>07.1528</b>	96128130	ZX benz. all lato cambio-gear side	91-	423	G+Y
<b>07.1537</b>	96147546-96002885-96047055	ZX benz.-Diesel ch.5348- l.strum.-instrum side	91-	590	J+H
<b>07.1530</b>	96142943	ZX Diesel all lato cambio-gear side	93-	592	G+Y1

# SPEEDOMETER CABLES

TRASMISSIONI CONTACHILOMETRI \* CABLES DE COMPTEURS \* TACHOMETERSEIL

OUR REF.	OEM/Compares with No.	APPLICATION	YEAR	LENGTH	End fitt.
<b>CITROEN Commercial vehicle</b>					
<b>07.1506</b>	75491950-75513020	C15 lato strumento-instrument side		550	J+H
<b>07.1512</b>	95566607	C15 Benz. 1.1-1.3 -ch.4237 C15 lato cambio-gear side		450	G+Y
<b>07.1508</b>	95496500-95592655	C15 benz. lato cambio-gear side		940	G+L1
<b>07.1514</b>	96089902	C15 benz. ch-4833 lato cambio-gear side		300	G+Y
<b>07.1534</b>	95496646	C15 Diesel		620	G+Y
<b>11.1547</b>	5444201	C32-C35 lato strumento-instrument side	-10/83	1865	G+H
<b>11.1559</b>	5595611	C32-C35 lato strumento-instrument side	10/83-	1895	J+H
<b>11.1546</b>	5444200	C32-C35 lato cambio - gear side	-10/83	760	G+K
<b>11.1558</b>	95495507	C32-C35 lato cambio - gear side	10/83-	910	G+K
<b>11.1596</b>	6123H0/L1	Evasion / Jumpy	-2/95	1137	Y1+J4
<b>11.1585</b>	6123.G6/K6	Jumper benz.	-2/95-	1513	E+O
<b>11.1586</b>	6123.K3	Jumper benz. 10/14	2/95-	1402	E+O
<b>11.1587</b>	6123.K2/G8	Jumper DS-TDS		1530	E+Y1
<b>11.1588</b>	6123.K7	Jumper DS-TDS	2/95-	1420	E+Y1
 <span style="margin: 0 20px;"><b>E</b></span>  <span style="margin: 0 20px;"><b>G = 12x1</b></span>  <span style="margin: 0 20px;"><b>H</b></span>					
 <span style="margin: 0 20px;"><b>K</b></span>  <span style="margin: 0 20px;"><b>L=03</b> <b>L1=Ø2,6</b></span>  <span style="margin: 0 20px;"><b>J</b></span>					
 <span style="margin: 0 20px;"><b>J3</b></span>  <span style="margin: 0 20px;"><b>J4</b></span>  <span style="margin: 0 20px;"><b>O</b></span>					
 <span style="margin: 0 20px;"><b>Y</b></span>  <span style="margin: 0 20px;"><b>Y1</b></span>					

# SPEEDOMETER CABLES

TRASMISSIONI CONTACHILOMETRI \* CABLES DE COMPTEURS \* TACHOMETERSEIL

OUR REF.	OEM/Compares with No.	APPLICATION	YEAR	LENGTH	End fitt.
<b>FIAT</b>					
<b>11.1590</b>	46463753-46404776	Cinquecento 700 cc		1007	E+M1
<b>11.1567</b>	7698246	Cinquecento 700 cc lato cambio-gear side	92-	400	E+M1
<b>11.1568</b>	7698249	Cinquecento 700 cc lato strum.-instrum. side	92-	520	A+I
<b>11.1569</b>	7698252-7798137	Cinquecento 900 cc lato cambio-gear side	92-	600	E+M1
<b>11.1570</b>	7698255-7791441	Cinquecento 900 cc lato strum.-instrum. side	92-	390	A+I
<b>11.1582</b>	46411963-46463755	Cinquecento Sporting	95-	1010	E+A5
<b>11.1552</b>	82382699	Croma all		1290	E+M
<b>19.1513</b>	82428992	Croma all	87-	1250	E+M
<b>11.1524</b>	7587072	Duna	87-	1100	E+M
<b>11.1598</b>	7765605-50004846	Duna	86-90	1100	E+M1
<b>11.1593</b>	7657568	Duna	90-	1105	E+M1
<b>11.1592</b>	46401201	Palio / Siena	97-	900	E+A4
<b>11.1508</b>	4413858/59	Panda 30		1385	E+M
<b>11.1561</b>	5933292	Panda 30 ( II serie )		1127	E+M
<b>11.1509</b>	4413851	Panda 30 ( II serie)		1165	E+M
<b>11.1510</b>	4413859-7635491	Panda 45-750-1000-4X4-Diesel-Young		900	E+M
<b>11.1591</b>	46444815	Panda Restyling	90-	920	E+M1
<b>11.1524</b>	7521023	Premio		1110	E+M
<b>11.1580</b>	7739414-46424537-464624537	Punto 55-60-75-6 speed	11/93-	1115	A3+D2
<b>11.1555</b>	7578136	Regata Diesel-Turbodiesel		1370	E+M
<b>11.1537</b>	4383351-5981382	Ritmo		1270	E+M
<b>11.1539</b>	5981987	Ritmo Tds / Regata		1110	E+M
<b>11.1538</b>	4428922	Ritmo/Regata cambio autom.-autom.gear		1390	E+M
<b>11.1526</b>	46511572	Seicento 1108	98-	1120R	E+A3
<b>11.1566</b>	46513095	Seicento 900 lato cambio-gear side	98-	460	M1+M
<b>11.1563</b>	46513096	Seicento 900 lato strum.-instrum. side	98-	1320	E+M1
<b>11.1527</b>	46511571	Seicento 900 Spi	98-	1100R	E+M1
<b>11.1557</b>	7648188	Tempra 1.4-1.6-1.8-Diesel	90-91	446	E+M
<b>11.1564</b>	7726207	Tipo / Tempra	92-	972	E+M1
<b>11.1594</b>	7601995-7602006-7648188	Tipo / Tempra (modif.)	88-91	1010	E+M
<b>11.1557</b>	7602006-7648188	Tipo mod.base lato cambio-gear side	88-	446	E+M
<b>11.1556</b>	7601995	Tipo mod.base lato strum.-instrum. side	88-	469	E+P
<b>11.1596</b>	9618182680-6123.H0/.L1	Ulysse / Scudo	95-	1135	Y+J4
<b>11.1581</b>	7761531	Uno	93-	1090	E+A5
<b>11.1540</b>	5934788-7640904	Uno all	-87	930	E+M
<b>11.1562</b>	7613810	Uno all	88-	890	E+M
<b>11.1506.1</b>	7785023	Uno all 1100-1108 cc	9/93-	1030	E+A3
<b>11.1524</b>	7587072-7656640-7706788	Uno CS	87-	1100	E+M
<b>11.1598</b>	7765605-50004846	Uno CS	88-91	1100	E+M1
<b>11.1540</b>	7674244	Uno Diesel-Turbodiesel	89-	930	E+M
<b>11.1571</b>	7736874-7635494	Uno R89 1.3-1.5 cat.		890	E+M1
<b>11.1576</b>	7736875	Uno R89 900-1000		930	E+M1
<b>11.1551</b>	7556232 -7635497-7682313	Uno Turbo IE	-89	1030	E+M
<b>11.1505</b>	4321867 – 4310089	126 (nottolino nylon)	76-	2480	A+M
<b>11.1554</b>	7536340	126 Bis	85-	2515	A+M




# SPEEDOMETER CABLES

TRASMISSIONI CONTACHILOMETRI \* CABLES DE COMPTEURS \* TACHOMETERSEIL

OUR REF.	OEM/Compares with No.	APPLICATION	YEAR	LENGTH	End fitt.
<b>FIAT</b>					
<b>11.1512</b>	4345582 – 4343289	127 all		752	A+M
<b>11.1513</b>	4406336	127 900 cc	-82	752	E+M
<b>11.1514</b>	4379747	127 1050 cc	-82	810	E+M
<b>11.1516</b>	5939198-5960316	127 900-1050 cc	82-	710	E+M
<b>11.1517</b>	4349763	127 Diesel / 147 Brasil		875	M+M
<b>11.1525</b>	4135444	124		1090	A+M
<b>11.1529</b>	4155481-4215400	124 S-ST		1130	A+M
<b>11.1528</b>	4181687	124 Spyder	-75	1240	A+M
<b>11.1578</b>	4399453	124 Spyder	76-	1240	E+M
<b>11.1523</b>	4419098	124 Spyder Europa	82-	1650	E+M
<b>11.1529</b>	4155481	125		1130	A+M
<b>11.1518</b>	4206815	128		902	A+M
<b>11.1520</b>	4327531-4344131-4264558	128 Special-3P-rally-Sport		1037	A+M
<b>11.1521</b>	4370256	128 C-CL		1082	E+M
<b>11.1532</b>	4338097-5983717-4375961	131 all		1680	E+M
<b>11.1533</b>	4338219-5980997	131 cambio autom.-automatic gear		1770	E+M
<b>11.1534</b>	4290057-4324438	132 all 4 speed		1490	A+M
<b>11.1535</b>	4290062-4326282-4273689	132 all 5 speed		1400	A+M
<b>11.1536</b>	4388154-5980868	132 Diesel / Argenta		1490	E+M
<b>11.1500</b>	4134526-4206651	500 F-L		2575	A+M
<b>11.1501</b>	4095747-4096541	500 D-Giardiniera		2850	A+M
<b>11.1502</b>	4122850	500 F-Giardiniera		2675	A+M
<b>11.1504</b>	4310089	500 R		2480	A+M
<b>11.1503</b>	4065741-4094607	600 D-E		2440	A+M
<b>11.1507</b>	4136084	850 ( II serie)	67-	2455	A+N
<b>11.1519</b>	4039718	1100 D-R / 1300 / 1500		1037	A+M
<b>11.1572</b>	4266710-4397278	X 1/9		3300	A+M
<b>11.1573</b>	4299074	X 1/9		3660	A+M
<b>11.1574</b>	5920908	X 1/9 5 speed		3200	E+M
<b>FIAT Commercial vehicle</b>					
<b>11.1548</b>	5950294-7567798	Ducato	-88	1231	E+Q
<b>11.1560</b>	7617383	Ducato Ds-Tds / Talento		1227	E+Q1
<b>11.1579</b>	7745213-7666874-6123.C7	Ducato all	91-	1349	E+Q1
<b>11.1585</b>	1315805080-1306982080-	Ducato (cambio – gear ME)	94-	1510	E+O
<b>11.1586</b>	1315807080-6123.K3	Ducato (cambio – gear MG)	94-	1410	E+O
<b>11.1587</b>	1315809080-6123.K2/G8	Ducato (cambio – gear ME)	94-	1515	E+Y
<b>11.1588</b>	1315808080-1307439080-6123.K7	Ducato (cambio – gear MG)	94-	1410	E+Y
<b>11.1502.1</b>	7780909-6123.G4	Ducato	7/93-	1350	E+O

# SPEEDOMETER CABLES

TRASMISSIONI CONTACHILOMETRI \* CABLES DE COMPTEURS \* TACHOMETERSEIL

<b>A= 16x1</b>		<b>A3= 18x1,5</b>		<b>A4= 18x1,5</b>	
<b>A5= 18x1,5</b>		<b>D2</b>		<b>E</b>	
<b>E1</b>		<b>H</b>		<b>I</b>	
<b>J4</b>		<b>K</b>		<b>M= 18x1,5</b>	
<b>M1</b>		<b>N</b>		<b>O</b>	
<b>P</b>		<b>Q</b>		<b>Q1</b>	
		<b>Y</b>			

# SPEEDOMETER CABLES





TRASMISSIONI CONTACHILOMETRI \* CABLES DE COMPTEURS \* TACHOMETERSEIL

OUR REF.	OEM/Compares with No.	APPLICATION	YEAR	LENGTH	End fitt.
<b>FIAT Commercial vehicle</b>					
<b>11.1553</b>	93803625/26	Daily / Grinta 30-32		2185	A+O
<b>11.1503.1</b>	93802485	Daily / Grinta 35		3050	E1+O
<b>11.1504.1</b>	93803627	Daily / Grinta 40		3300	A+O
<b>11.1505.1</b>	4778898	Daily	85-	1810	A+O
<b>11.1513</b>	4406336	Fiorino 900 cc	-82	752	E+M
<b>11.1514</b>	4379747	Fiorino 1050 cc	-82	810	E+M
<b>11.1575</b>	7506964	Fiorino	-87	892	M+M
<b>11.1524</b>	7587072	Fiorino	88-	1100	E+M
<b>11.1593</b>	7657568	Fiorino	90-	1105	E+M1
<b>11.1598</b>	7765605-50004846	Fiorino 1.7 Benz.	96-	1100	E+M1
<b>11.1501.1</b>	50009893	Fiorino 1.7 TDS	96-	1160	E+M1
<b>11.1596</b>	9618182680-6123.H0/L1	Scudo	95-	1135	Y+J4
<b>11.1546</b>	5444200	242 lato cambio – gear side		763	G+K
<b>11.1558</b>	95495507	242 lato cambio – gear side	79-	920	G+K
<b>11.1547</b>	5514465	242 lato strumento – instrument side	-83	1865	G+H
<b>11.1559</b>	5595611	242 lato strumento – instrument side	83-	1890	J+H
<b>11.1541</b>	4066176	600 T		3160	A+M
<b>11.1542</b>	4242257	850 T / 900 T		3334	A+N
<b>11.1543</b>	4450401	900 E		3334	E+N
<b>FIAT FLESSIBILI INTERNI – INNER CABLES</b>					
<b>11.1667</b>		Cinquecento 700 cc lato cambio-gear side		340	
<b>11.1668</b>		Cinquecento 700 cc lato strum.-instrum.side		520	
<b>11.1669</b>		Cinquecento 900 cc lato cambio-gear side		600	
<b>11.1670</b>		Cinquecento 900 cc lato strum.-instrum.side		390	
<b>11.1608</b>		Panda 30		1385	
<b>11.1609</b>		Panda 30 ( II serie)		1165	
<b>11.1661</b>		Panda 30		1127	
<b>11.1610</b>		Panda 45-750-1000		900	
<b>11.1662</b>		Uno all		890	
<b>11.1624</b>		Uno CS / Duna		1100	
<b>11.1651</b>		Uno 1.5 –Turbo IE		1030	
<b>11.1656</b>		Tipo (mod.base) lato strum.-instrument side		469	
<b>11.1657</b>		Tipo (mod.base) lato cambio – gear side		446	
<b>11.1664</b>		Tipo	91-	972	
<b>11.1637</b>		Ritmo all		1272	
<b>11.1639</b>		Ritmo Turbo / Regata all		1110	
<b>11.1655</b>		Regata Diesel-Turbodiesel		1370	
<b>11.1600</b>		500 F-L		2575	
<b>11.1604</b>		500 R / 850 /126		2480	
<b>11.1605</b>		126 Personal (nott. Nylon)		2480	
<b>11.1654</b>		126 Bis		2515	
<b>11.1624</b>		Fiorino		1100	







# SPEEDOMETER CABLES

TRASMISSIONI CONTACHILOMETRI \* CABLES DE COMPTEURS \* TACHOMETERSEIL

OUR REF.	OEM/Compares with No.	APPLICATION	YEAR	LENGTH	End fitt.
<b>FORD</b>					
<b>13.1507</b>	1444627	Capri		2310	R+C2
<b>13.1508</b>	6011872	Capri ( II serie)		2465	R+C2
<b>13.1500</b>	6059131-6038841	Fiesta	-83	870	R+M
<b>13.1502</b>	6135499	Fiesta	84-	995	R+M
<b>13.1519</b>	6163213	Fiesta senza sensore - without sensor	89-	850	R+M
<b>13.1518</b>	6163214	Fiesta con sensore – with sensor	89-	790	R+M
<b>13.1504</b>	1426438-1547027	Escort	-78	1855	R+C2
<b>13.1505</b>	6060509	Escort	78-	1995	R+C2
<b>13.1506</b>	1591745	Escort / Orion	80-	1004	R+M
<b>13.1519</b>	6159444	Escort / Orion	86-	850	R+M
<b>13.1518</b>	6159446	Escort / Orion (computer)	86-	790	R+M
<b>13.1501</b>	1643275	Escort / Orion lato strum.-instrument side	86-	502	R+M
<b>13.1521</b>	6483328	Escort all	90-	1195	R+M
<b>13.1509</b>	6115152	Sierra 4 speed	83-	2623	R+C2
<b>13.1510</b>	6115156	Sierra 5 speed	83-	2756	R+C2
<b>13.1524</b>	6151472	Sierra 5 speed	87-	2940	R+C2
<b>13.1516</b>	6151483	Sierra	87-	2805	R+C2
<b>13.1522</b>	1476152	Taunus		1785	R+C2
<b>13.1523</b>	1547024-6011881	Taunus / Granada (78-)	73-	2100	R+C2
<b>FORD Commercial vehicle</b>					
<b>13.1511</b>	1467629-1492135	Transit	-78	2210	R+C3
<b>13.1512</b>	6061219	Transit	79-	2555	R+C3
<b>13.1520</b>	6081927-78VI7260BC	Transit	80-	2375	R+C3
<b>13.1515</b>	6156796-86VB7260DB	Transit	88-	2395	R+M
<b>13.1513</b>	6128560-83VB7260BA	Transit (with overdrive)	-88	2540	R+C3
<b>13.1514</b>	6170017-86VB7260KC	Transit (with overdrive)	88-	2665	R+C3
<b>C2</b>		<b>C3</b>			
<b>M= 18x1,5</b>		<b>R</b>			






# SPEEDOMETER CABLES

TRASMISSIONI CONTACHILOMETRI \* CABLES DE COMPTEURS \* TACHOMETERSEIL

OUR REF.	OEM/Compares with No.	APPLICATION	YEAR	LENGTH	End fitt.
<b>HYUNDAI</b>					
<b>10.1500</b>	94240.21050	Pony-Excel		903	J6+B4
<b>B4= 22x1,5</b>				<b>J6</b>	
					
<b>HONDA</b>					
<b>12.1500</b>	37230SA0680/682	Accord w/MT Accord w/AT Accord w/MT	82-83 82-83 84-	1052 1052 1052	J6+Z
<b>12.1501</b>	37230SA0661	Civic – Civic Wagon	81-	1245	J6+Z
<b>12.1502</b>	37230SB3672	Civic w/MT exc. Si-Wagon Civic Si Civic w/AT exc. Wagon	84-87 86-87 84-87	999 999 999	J6+Z
<b>12.1503</b>	78410SH3A02	Civic 1.3-1.6 w/MT	88/91	883	J6+Z
<b>12.1504</b>	78410SH3G02	Civic 1.5 w/MT	88-91	1203	J6+Z
<b>12.1505</b>	78410SH2G01	Civic VTEC w/MT	90-91	953	J6+Z
<b>12.1502</b>	37230SB3672	CRX w/MT exc. Si CRX Si	84-87 85-87	999 999	J6+Z
<b>J6</b>				<b>Z</b>	
					

# SPEEDOMETER CABLES

TRASMISSIONI CONTACHILOMETRI \* CABLES DE COMPTEURS \* TACHOMETERSEIL

OUR REF.	OEM/Compares with No.	APPLICATION	YEAR	LENGTH	End fitt.
<b>INNOCENTI</b>					
<b>17.1500</b>	00005077	Mini Minor		641	A+B6
<b>17.1501</b>	00005096	Mini Cooper		681	A+B6
<b>17.1502</b>	533611103	Mini 90-120-De Tomaso		822	E+B6
<b>17.1504</b>	553620131-553622131	Mini 650-Turbo-Diesel		800	E+B2
<b>17.1503</b>	553625103	Minitre 1000 3 cyl.		800 768	E+B2
<div style="display: flex; justify-content: space-around; align-items: center;"> <div style="text-align: center;"> <p><b>A= 16x1</b></p>  </div> <div style="text-align: center;"> <p><b>B6=19x1</b></p>  </div> </div>					
<div style="display: flex; justify-content: space-around; align-items: center;"> <div style="text-align: center;"> <p><b>B2</b></p>  </div> <div style="text-align: center;"> <p><b>E</b></p>  </div> </div>					
<b>LADA</b>					
<b>21.1503</b>	2121.3819010	Niva		1180	A+M
<b>21.1505</b>	21212.3819010	Niva (new model)		1450	A+M
<b>21.1504</b>	2108.3819010	Samara		802	A+M
<b>21.1500</b>	2101.3802610	2101		1092	A+M
<b>21.1501</b>	2103.3802610	2103		962	A+M
<b>21.1502</b>	2105.3819010	2105 / Nova		1040	A+M
<div style="display: flex; justify-content: center; align-items: center;"> <div style="text-align: center; margin-right: 20px;"> <p><b>A= 16x1</b></p> <p><b>M= 18x1,5</b></p> </div>  </div>					














# SPEEDOMETER CABLES

TRASMISSIONI CONTACHILOMETRI \* CABLES DE COMPTEURS \* TACHOMETERSEIL

OUR REF.	OEM/Compares with No.	APPLICATION	YEAR	LENGTH	End fitt.
<b>LANCIA-AUTOBIANCHI</b>					
<b>19.1500</b>	4208502	A112	-77	854	A+M
<b>19.1501</b>	1120260	A112	77-	864	E+M
<b>19.1516</b>	82441710	Dedra 1.6-2.0-TD I.strum.-instrument side	89-	574	E+P
<b>11.1557</b>	7602006	Dedra 1.6-2.0-TD lato cambio-gear side	89-	446	E+M1
<b>19.1518</b>	82455520	Dedra 1.6-2.0-TD Antiskid	89-	391	E+M
<b>11.1564</b>	7726207	Dedra 1.8-2.0	92-	972	E+M1
<b>19.1505</b>	82350456-82402196	Delta / Beta / Trevi		1070	E+M
<b>19.1507</b>	82431200-82386396	Delta / Prisma all	86-	990	E+M
<b>19.1510</b>	82430505	Delta 4WD lato strum.-instrument side	88-	637	E+I
<b>19.1511</b>	82430504	Delta 4WD lato cambio-gear side	88-	430	E+M
<b>19.1512</b>	82431200	Delta IE TD		990	E+M
<b>19.1502</b>	82176283	Fulvia 2C – Coupè		800	A+M
<b>19.1503</b>	82300027	Fulvia 5 marce – Coupè		1008	A+M
<b>19.1504</b>	82198600	Fulvia Coupè HF		958	A+M
<b>11.1529</b>	82311199	Gamma all		1130	A+M
<b>11.1552</b>	82382699	Thema	86-	1290	E+M
<b>19.1513</b>	82428992	Thema	87-	1250	E+M
<b>19.1508</b>	5993252	Y10 all	85-	905	E+M
<b>19.1514</b>	7632079-7706301	Y10 all	88-	855	E+M
<b>19.1515</b>	7732776	Y10 R92	92-	1024	E+M1
<b>19.1519</b>	7706303-7635504	Y10 R92 4WD	92-	905	E+M1
<b>19.1521</b>	7757795/85	Y10 (ch. 3475382-)	93-	1030	E+A5
<b>11.1596</b>	9618182680	Zeta		1135	Y+J4
<b>FLESSIBILI INTERNI – INNER CABLES</b>					
<b>19.1601</b>		A112	77-	864	
<b>19.1605</b>		Delta / Beta / Trevi		1070	
<b>19.1610</b>		Delta 4WD lato strum.		637	
<b>19.1611</b>		Delta 4WD lato cambio		450	
<b>19.1607</b>		Delta / Prisma		990	
<b>19.1609</b>		Thema	-86	1290	
<b>19.1613</b>		Thema	87-	1250	
<b>19.1608</b>		Y10		905	
<b>19.1614</b>		Y10		855	

# SPEEDOMETER CABLES







TRASMISSIONI CONTACHILOMETRI \* CABLES DE COMPTEURS \* TACHOMETERSEIL

OUR REF.	OEM/Compares with No.	APPLICATION	YEAR	LENGTH	End fitt.
<b>A= 16x1</b>		<b>A5= 16x1</b>		<b>E</b>	
<b>J4</b>		<b>I</b>		<b>M=18x1,5</b>	
<b>M1</b>		<b>P</b>		<b>Y</b>	
<b>MERCEDES</b>					
<b>27.1500</b>	201.540.0868	190 4 speed	84-	1450	M+V1
<b>27.1510</b>	201.540.1568	190 5 speed	84-	1410	M+V1
<b>27.1511</b>	201.540.1668	190 E 2.6		1530	M2+V1
<b>27.1501</b>	115.542.0207	Series 200	69-	1160	M+V2
<b>27.1502</b>	123.542.0307	Series 200	75-	1333	M+V2
<b>27.1503</b>	123.542.7707	Series 200	82-	1440	M+V1
<b>27.1505</b>	124.540.0268	Series 200	86-	1495	M+V1
<b>27.1504</b>	114.542.0707	240 D	75-	1227	M+V1
<b>27.1507</b>	123.542.1707	230T-240TD-250T-280TE	75-	1400	M+V2
<b>27.1508</b>	123.542.0607	230-280 CE Autotrans		1474	M+V2
<b>27.1509</b>	123.524.8007	200-200D-220-230 5 speed	75-	1384	M+V1
<b>M=18x1,5</b>		<b>M2=18x1,5</b>			
<b>V1</b>		<b>V2</b>			



# SPEEDOMETER CABLES

TRASMISSIONI CONTACHILOMETRI \* CABLES DE COMPTEURS \* TACHOMETERSEIL

OUR REF.	OEM/Compares with No.	APPLICATION	YEAR	LENGTH	End fitt.
<b>OPEL</b>					
<b>33.1502</b>	1268100	Ascona / Manta	70-	1185	M+M
<b>33.1503</b>	1268182	Ascona B / Manta	76-	1240	D1+M
<b>33.1501</b>	1268213	Ascona C 1.3		860	D1+M
<b>33.1507</b>	1268214	Ascona C 1.3		900	D1+M
<b>33.1509</b>	1268238	Ascona C 1.6-1.8	81-	900	D1+S
<b>33.1508</b>	1268236	Ascona C Diesel		860	D1+S
<b>33.1511</b>	1268028	Corsa	82-	800	D1+S
<b>33.1512</b>	1268030	Corsa (strumento supplm.)		835	D1+S
<b>33.1524</b>	1268041	Corsa A	85-93	750	D1+M
<b>33.1508</b>	1268091-1268324	Corsa B 1.2-1.4-1.6-Ds-Tds	93-	860	D1+S
<b>33.1525</b>	1268415	Corsa B 1.2-1.4-1.6 benzina	94-	1095	D1+M
<b>33.1500</b>	1268075	Kadett B		1442	M+M
<b>33.1513</b>	1268152	Kadett C	75-	1285	T+M
<b>33.1501</b>	1268213	Kadett D	80-	860	D1+M
<b>33.1507</b>	1268214	Kadett E		900	D1+M
<b>33.1514</b>	1268055	Kadett E		920	D1+M
<b>33.1521</b>	1268061	Kadett E Autotrans		1000	D1+M
<b>33.1508</b>	1268236	Kadett Diesel		860	D1+S
<b>33.1522</b>	1268267-90336830	Omega		1260	D1+A
<b>33.1523</b>	1268340-90510876	Omega		1540	D1+A
<b>33.1516</b>	1268169	Rekord B cambio autom./autom. gear	75-	1375	M+M
<b>33.1504</b>	1268071	Rekord C	66-	1553	M+M
<b>33.1517</b>	1268167	Rekord D	78-	1195	T+M
<b>33.1505</b>	1268187-1268208	Rekord E	78-	1308	D1+M
<b>33.1506</b>	1268206	Rekord E Diesel 4 speed	81-82	1430	D1+M
<b>33.1510</b>	1268038	Rekord E Diesel 5 speed		1345	D1+M
<b>A= 16x1</b>		<b>D1</b>		<b>M=18x1,5</b>	
<b>S</b>		<b>T</b>		<b>Q1</b>	

# SPEEDOMETER CABLES

TRASMISSIONI CONTACHILOMETRI \* CABLES DE COMPTEURS \* TACHOMETERSEIL

**E**



**G**



**J**



**J1**



**J5**



**K**



**L= Ø 3**



**L1=Ø 2,6**



**O**



**Q**



**Y**



**Q1**













# SPEEDOMETER CABLES

TRASMISSIONI CONTACHILOMETRI \* CABLES DE COMPTEURS \* TACHOMETERSEIL

OUR REF.	OEM/Compares with No.	APPLICATION	YEAR	LENGTH	End fitt.
<b>PEUGEOT</b>					
<b>35.1500</b>	6122.45	104	-80	920	G+L
<b>35.1501</b>	6123.73	104	7/85-	880	G+K
<b>35.1517</b>	6123.C4	106 all	90-	900	J+Y
<b>35.1503</b>	6122.43/.61	204 / 304	2/76-	1175	G+L
<b>35.1506</b>	6123.34	205 all benz.	-85	895	J1+L
<b>35.1520</b>	6123.87	205 all benz.	-87	938	J1+L1
<b>35.1516</b>	6123.92	205 all benz.	88-	897	J+L1
<b>35.1515</b>	6123.64	205 Diesel	-87	985	J1+Y
<b>35.1517</b>	6123.79 6123.C4	205 Diesel 205 all	88- 90-	900	J+Y
<b>35.1504</b>	6122.83	305 all	77-	800	J+L
<b>35.1505</b>	6123.22-9252674680	305 Diesel	83-	990	J+Y
<b>35.1519</b>	6123.74	305 Diesel	84-	1015	J+Y
<b>35.1531</b>	6123.H3-9613334080	306 all	93-	915	J5+Y
<b>35.1517</b>	6123.79-6123.C4	309 all	85-	900	J+Y
<b>35.1527</b>	6122.17/24	404 all	-69	1620	G+K
<b>35.1507</b>	6122.29	404 all	69-	1720	G+K
<b>35.1508</b>	6122.52	404 all	76-	1720	G+L
<b>35.1517</b>	6123.79-6123.C4	405 all benz.		900	J+Y
<b>35.1518</b>	6123.95	405 Diesel		980	J+Y
<b>35.1542</b>	6123.F2/3-H7/8	405 all – 405 T16	93-	940	J5+Y
<b>35.1509</b>	6122.38	504	-76	1810	G+K
<b>35.1510</b>	6122.70	504	77-	1810	G+L
<b>35.1511</b>	6122.88	504	79-	1810	J+L
<b>35.1521</b>	6123.50	504	83-	1810	J+L1
<b>35.1530</b>	6123.90	504 L-GR-SR	10/83-	2000	J+L1
<b>35.1512</b>	6122.90-6123.16	505 4 speed	-83	1620	J1+L
<b>35.1523</b>	6123.42/.48	505 4 speed	84-	1620	J1+L1
<b>35.1525</b>	6123.14	505 5 speed	-83	1940	J1+L
<b>35.1522</b>	6123.46	505 5 speed	84-	1940	J1+L1
<b>35.1536</b>	6123.F4	605 all		970	J5+Y
<b>PEUGEOT Commercial vehicle</b>					
<b>11.1548</b>	6123.09	J5	81-	1231	E+Q
<b>35.1535</b>	6123.C7	J5	91-93	990	E+Q1
<b>35.1534</b>	6123.G4	J5	7/93-	1400	E+O
<b>35.1507</b>	6122.29	J7 / J9	76-83	1740	G+K
<b>35.1524</b>	6123.41	J7 / J9	83-	2350	J+Q
<b>35.1538</b>	6123.86	J7 / J9	7/86-	2500	J+L1
<b>11.1587</b>	6123.G6/.K6	Boxer		1515	E+Y
<b>11.1585</b>	6123.G8/.K2	Boxer Diesel-TurboD		1510	E+O

# SPEEDOMETER CABLES

TRASMISSIONI CONTACHILOMETRI \* CABLES DE COMPTEURS \* TACHOMETERSEIL

OUR REF.	OEM/Compares with No.	APPLICATION	YEAR	LENGTH	End fitt.
<b>POLSKI</b>					
<b>11.1554</b>	7536340	126-126 Bis		2515	A+M
<b>11.1525</b>	4125295	125 P		1092	A+M
<b>A = 16x1</b>		<b>M= 18x1,5</b>			
<b>ROVER</b>					
<b>23.1500</b>	GSD373	Metro	-85	812	J+B3
<b>23.1502</b>	GSD406	Metro	85-	912	J+B3
<b>23.1503</b>	383362103	Mini Morris		641	B1+G
<b>23.1504</b>	05096	Mini Cooper		681	A+B6
<b>23.1505</b>	GSD101	Mini	85-	610	B1+G
<b>23.1506</b>	ADU5915	Mini Special	85-	755	R1+B6
<b>23.1501</b>	623055	Land Rover Diesel		2401	R1+C1
<b>A = 16x1</b> <b>B6= 19X1</b>		<b>B3</b>		<b>C1</b>	
<b>G</b>		<b>J</b>		<b>R1</b>	

# SPEEDOMETER CABLES

TRASMISSIONI CONTACHILOMETRI \* CABLES DE COMPTEURS \* TACHOMETERSEIL

OUR REF.	OEM/Compares with No.	APPLICATION	YEAR	LENGTH	End fitt.
<b>RENAULT</b>					
<b>41.1529</b>	7700.796.635	Clio	90-	890	J+N2
<b>41.1530</b>	7701.348.778-7701.349.411	Espace TSE		1400	J+N2
<b>41.1523</b>	6025.002.131	Espace		1510	J+N2
<b>41.1545</b>	7700.841.913-7704.103.400	Laguna DS	94-		G+N
<b>41.1505</b>	7701.348.372-7701.349.842	Supercinque	88-	950	J+N2
<b>41.1500</b>	7700.508.327-7700.557.141	R4-Cargo	-73	1280	G+N
<b>41.1501</b>	7700.634.251	R4-Cargo	73-	1500	G+N
<b>41.1518</b>	7701.349.473	R4 L-TL	82-	1550	J+N2
<b>41.1519</b>	7700.537.580-7701.348.393	R4 GTL	-82	1670	G+N2
<b>41.1520</b>	7701.349.474	R4 GTL	82-	1770	J+N2
<b>41.1502</b>	7701.348.388	R5 L	74-	1420	G+N1
<b>41.1503</b>	7701.348.391/.392	R5 TL-TS	76-	1570	G+N1
<b>41.1504</b>	7701.348.748-7701.349.973	R5 all	79-	1550	J+N1
<b>41.1520</b>	7701.349.474	R5 TL	82-	1770	J+N2
<b>41.1542</b>	7700.768.734	R5 all	-84	1545	J+N2
<b>41.1500</b>	7700.508.327-7700.557.141	R6	-73	1280	G+N
<b>41.1501</b>	7700.566.111	R6	73-	1500	G+N
<b>41.1507</b>	7701.349.372	R9		1672	J+N2
<b>41.1505</b>	7701.349.842	R9 / R11	88-	950	J+N2
<b>41.1503</b>	7700.538.906-7701.348.392	R12 TL-TS	71-	1570	G+N1
<b>41.1511</b>	7700.615.864-7701.348.732	R12 TL-TS	75-	1540	J+N1
<b>41.1540</b>	6000.036.898	R12 Dacia		1680	G+N
<b>41.1512</b>	7700.640.234-7701.349.050	R14 lato strumento		650	J+H
<b>41.1513</b>	7701.348.397	R14 lato cambio		290	G+L
<b>41.1503</b>	7700.538.906-7701.348.392	R15 TS	71-	1570	G+N1
<b>41.1511</b>	7701.348.395/732-7700.615.864	R15 TL-TS / R17 TL-TS	75-	1540	J+N1
<b>41.1514</b>	7700.511.877	R16 L-TL		1470	G+N
<b>41.1515</b>	7700.528.761	R16 TS-TX		1580	G+N
<b>41.1516</b>	7701.348.245	R18 4 speed		1450	J+N1
<b>41.1530</b>	7701.349.411	R18 5 speed / Fuego		1400	J+N2
<b>41.1527</b>	7701.349.863	R19 all	88-	1190	J+N2
<b>41.1511</b>	7701.348.732	R20 benz.	75-	1540	J+N1
<b>41.1531</b>	7700.676.123	R20 Diesel		1240	J+N2
<b>41.1521</b>	7700.765.534	R21 benz. / Nevada		1100	J+N2
<b>41.1522</b>	7700.765.535	R21 Diesel		1410	J+N2
<b>41.1538</b>	7700.572.884	R30 all		1090	G+N1

# SPEEDOMETER CABLES

TRASMISSIONI CONTACHILOMETRI \* CABLES DE COMPTEURS \* TACHOMETERSEIL

OUR REF.	OEM/Compares with No.	APPLICATION	YEAR	LENGTH	End fitt.
<b>RENAULT Commercial vehicle</b>					
<b>41.1505</b>	7701.349.842-7700.704.381	Express	88-	950	J+N2
<b>41.1544</b>	7700.272.069	Express	94-	1000	J+N2
<b>41.1526</b>	7700.513.302	Estafette		2200	G+L
<b>41.1534</b>	5000.409.595/598	Master T.AV. 4 speed	81-	1150	J+O
<b>41.1525</b>	5000.409.842/849	Master T.AV. 5 speed	81-	1300	J+O
<b>41.1535</b>	7700.748.162	Master T.AV Diesel	89-	1550	J+O
<b>41.1536</b>	5000.409.741	Master P.AR	-2/89	2440	J+O
<b>41.1537</b>	7700.743.361	Master P.AR	3/89-	2900	J+O
<b>41.1524</b>	7700.665.336	Trafic T.AV.	81-	1500	J+N2
<b>41.1532</b>	7700.713.806	Trafic T.AV. 1.7 cc	81-	1220	J+N2
<b>41.1533</b>	7700.671.927	Trafic P.AR.	81-	1840	J+N2

**G= 12X1**



**H**



**J**



**J3**



**L= Ø 3**



**N**



**N1**



**N2**










**O**













# SPEEDOMETER CABLES

TRASMISSIONI CONTACHILOMETRI \* CABLES DE COMPTEURS \* TACHOMETERSEIL

OUR REF.	OEM/Compares with No.	APPLICATION	YEAR	LENGTH	End fitt.
<b>SEAT</b>					
<b>11.1537</b>	X03963310-SE022130327A	Ibiza / Malaga / Ronda	86-	1270	E+M
<b>11.1510</b>	X044138590-SE141130327A	Marbella / Terra / Panda		900	E+M
<b>45.1506</b>	X039649360	Terra		1150	J+M
<b>45.1507</b>	X039607660	Terra DS		1230	J+M
<b>45.1508</b>	1L0.957.783-A	Toledo benzina/diesel	91-	975	W3+W2
<b>45.1509</b>	1L0.957.783D	Toledo benzina Abs	91-	1115	W3+W2
<b>11.1513</b>	X039602370	127 Fura		752	E+M
<b>A = 16x1</b> <b>M = 18x1,5</b>			<b>E</b>		
			<b>J</b>		
	<b>W2</b>		<b>W3</b>		
<b>SKODA</b>					
<b>47.1501</b>	115.980.090	Favorit		960	M+M
<b>47.1500</b>	113.980.090	105 / 120		2880	M+K
<b>47.1502</b>	004.410.165-640.957.785 6U0.957.785	Felicia		955	M+M
<b>K</b>			<b>M = 18x1,5</b>		



# SPEEDOMETER CABLES

TRASMISSIONI CONTACHILOMETRI \* CABLES DE COMPTEURS \* TACHOMETERSEIL

OUR REF.	OEM/Compares with No.	APPLICATION	YEAR	LENGTH	End fitt.
<b>SUZUKI</b>					
<b>48.1500</b>	3491080030	Santana SJ410-SJ413		2250	A+Y2
<b>48.1504</b>	3491080031/80C30/80C31	Santana SJ410-SJ413 (USA mod)		2250	J6+Y2
<b>48.1502</b>	3491082010	Sprint	87-	1035	J6+Y2
<b>48.1501</b>	3491061B00	Swift – Sprint	90-	974	J6+N3
<div style="display: flex; justify-content: space-around; align-items: center;"> <div style="text-align: center;"> <p><b>A = 16X1</b></p>  </div> <div style="text-align: center;"> <p><b>J6</b></p>  </div> </div>					
<div style="display: flex; justify-content: space-around; align-items: center;"> <div style="text-align: center;"> <p><b>N3</b></p>  </div> <div style="text-align: center;"> <p><b>Y2</b></p>  </div> </div>					
<b>TALBOT-SIMCA</b>					
<b>51.1508</b>	522342900	Horizon	-79	920	J2+L1
<b>51.1513</b>	522345800	Horizon	80-	920	J2+Y
<b>51.1510</b>	9250221880	Samba	82-	910	J+L
<b>51.1503</b>	44418Z-15819100	1100 S	73-79	1040	J+L1
<b>51.1506</b>	134674000	1307 / 1308	-78	940	J+L
<b>51.1511</b>	570444000	1510 / Solara	78-	940	J+Y
<div style="display: flex; justify-content: space-around; align-items: center;"> <div style="text-align: center;"> <p><b>G</b></p>  </div> <div style="text-align: center;"> <p><b>J</b></p>  </div> <div style="text-align: center;"> <p><b>J2</b></p>  </div> </div>					
<div style="display: flex; justify-content: space-around; align-items: center;"> <div style="text-align: center;"> <p><b>L = Ø 3</b></p>  </div> <div style="text-align: center;"> <p><b>L1</b></p>  </div> <div style="text-align: center;"> <p><b>Y</b></p>  </div> </div>					

# SPEEDOMETER CABLES

TRASMISSIONI CONTACHILOMETRI \* CABLES DE COMPTEURS \* TACHOMETERSEIL

OUR REF.	OEM/Compares with No.	APPLICATION	YEAR	LENGTH	End fitt.
<b>TOYOTA</b>					
<b>52.1502</b>	8371019436	Celica w/AT	76-80	1797	B4+J6
<b>52.1501</b>	8371014350	Celica w/AT	82-85	1996	B4+J6
<div style="display: flex; justify-content: space-around; align-items: center;"> <div style="text-align: center;"> <p><b>B4= 22X1.5</b></p>  </div> <div style="text-align: center;"> <p><b>J6</b></p>  </div> </div>					
<b>VOLKSWAGEN</b>					
<b>55.1503</b>	171.957.803B	Golf all	-78	1010	M+M
<b>55.1504</b>	171.957.803C	Golf all	79-81	998	M+W2
<b>55.1508</b>	171.957.803G	Golf / Jetta 1.1-1.3	81-	1020	M+W
<b>55.1509</b>	171.957.803H	Golf / Jetta 1.6-1.8	81-	998	W+W2
<b>55.1517</b>	171.957.803D	Golf LS 1.5 (70 PS)		975	M+W2
<b>55.1514</b>	191.957.803D	Golf / Jetta all	85-	1120	W+W2
<b>55.1523</b>	191.957.803B	Golf / Jetta Autotrans	85-	1100	W+M
<b>55.1525</b>	191.957.803H	Golf / Jetta	87-	1060	W+M
<b>55.1512</b>	321.957.803AF	Passat / Santana 4 cyl.	81-	1410	W+S
<b>55.1519</b>	321.957.803AA	Passat 1.6-1.8-Diesel	81-	1290	W+S
<b>55.1516</b>	321.957.803AC	Passat		1630	M+S
<b>55.1524</b>	357.957.803A	Passat	94-	1010	W3+S
<b>55.1518</b>	861.957.801	Polo all	-84	1030	M+M
<b>55.1513</b>	861.957.801A	Polo all (with servo brake)	85-	1230	W+M
<b>55.1515</b>	861.957.801B	Polo all (without servo brake)	85-	1100	W+M
<b>55.1505</b>	531.957.803B	Scirocco all	-78	1195	M+M
<b>55.1500</b>	111.957.801J/K	1200 Beetle	57-	1240	M+W1
<b>55.1501</b>	113.957.801A/B	1303	70-	1408	M+W1
<b>VOLKSWAGEN Commercial vehicle</b>					
<b>55.1506</b>	211.957.801E	Transporter	55-	2060	M+W1
<b>55.1507</b>	211.957.801F	Transporter	67-	2420	M+W1
<b>55.1510</b>	251.957.803	Transporter 1.6-2.0	-81	2245	M+W1
<b>55.1511</b>	251.957.803A	Transporter 1.6-2.0 – Bus	81-	2235	W+W1
<b>55.1522</b>	224.957.809A	Transporter all		1635	M+W1

# SPEEDOMETER CABLES

TRASMISSIONI CONTACHILOMETRI \* CABLES DE COMPTEURS \* TACHOMETERSEIL

OUR REF.	OEM/Compares with No.	APPLICATION	YEAR	LENGTH	End fit.
<b>A = 16x1</b> <b>M= 18x1,5</b>		<b>S</b> 	<b>T</b> 		
<b>W</b> 	<b>W1</b> 	<b>W2</b> 			
	<b>V3</b> 				
<b>VOLVO</b>					
<b>57.1501</b>	1214055	142 / 164 (overdrive)	72-	2000	T+M
<b>57.1502</b>	1214307	142 / 164	72-	1735	T+M
<b>57.1500</b>	12155461	240		2005	T+M
<b>57.1506</b>	3205601-3207948	340-360	84-	1335	T+V3
<b>ZASTAVA</b>					
<b>11.1525</b>	1016494	101 (128 )		1082	A+M



# UNIVERSAL INNER SPEEDOMETER CABLES

FLESSIBILI INTERNI REGOLABILI

OUR REF.	APPLICATION	LENGTH
<b>82.100</b>	Diametro del cavo 3,2 mm.	1000
<b>82.101</b>	Diametro del cavo 3,2 mm.	1400
<b>82.102</b>	Diametro del cavo 3,2 mm.	2200
<b>82.103</b>	Diametro del cavo 3,2 mm.	2800
<b>82.104</b>	Diametro del cavo 3,2 mm.	3600
<b>82.105</b>	Diametro del cavo 3,2 mm.	4200
<b>82.106</b>	Diametro del cavo 3,2 mm.	4800

